



Q1 Please indicate the school your child attends.

Answered: 54 Skipped: 0



EIPS Parent Survey November 2015



Answer Choices	Responses
----------------	-----------

EIPS Parent Survey November 2015

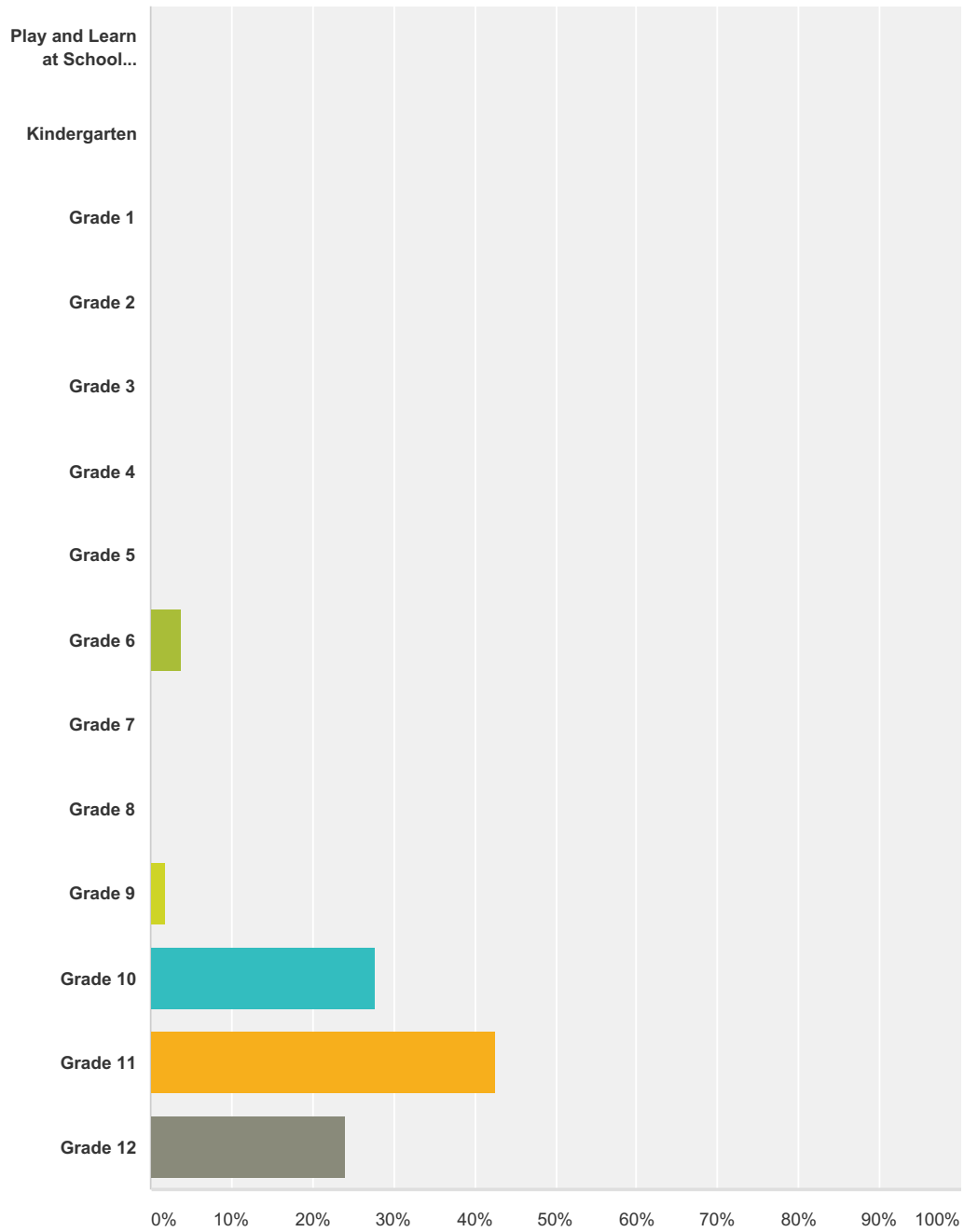
Ft. Sask. Sr. High	100.00%	54
A.L. Horton	0.00%	0
Andrew	0.00%	0
Ardrossan Elementary	0.00%	0
Ardrossan Junior Senior	0.00%	0
Bev Facey	0.00%	0
Brentwood	0.00%	0
Bruderheim	0.00%	0
Clover Bar	0.00%	0
Ecole Campbelltown	0.00%	0
Ecole Parc	0.00%	0
F.R. Haythorne	0.00%	0
Ft. Sask. Christian	0.00%	0
Ft. Sask. Elementary	0.00%	0
Fultonvale	0.00%	0
Glen Allan	0.00%	0
James Mowat	0.00%	0
Lakeland Ridge	0.00%	0
Lamont Elementary	0.00%	0
Lamont High	0.00%	0
Mills Haven	0.00%	0
Ministik	0.00%	0
Mundare	0.00%	0
NextStep/Outreach	0.00%	0
Pine Street	0.00%	0
Rudolph Hennig	0.00%	0
Salisbury	0.00%	0
Sherwood Heights	0.00%	0
SCA Elementary	0.00%	0
SCA Secondary	0.00%	0
Uncas	0.00%	0
Vegreville Composite	0.00%	0
Wes Hosford	0.00%	0
Westboro	0.00%	0

EIPS Parent Survey November 2015

Win Ferguson	0.00%	0
Woodbridge Farms	0.00%	0
Wye	0.00%	0
Total		54

Q2 Please indicate your child's grade.

Answered: 54 Skipped: 0



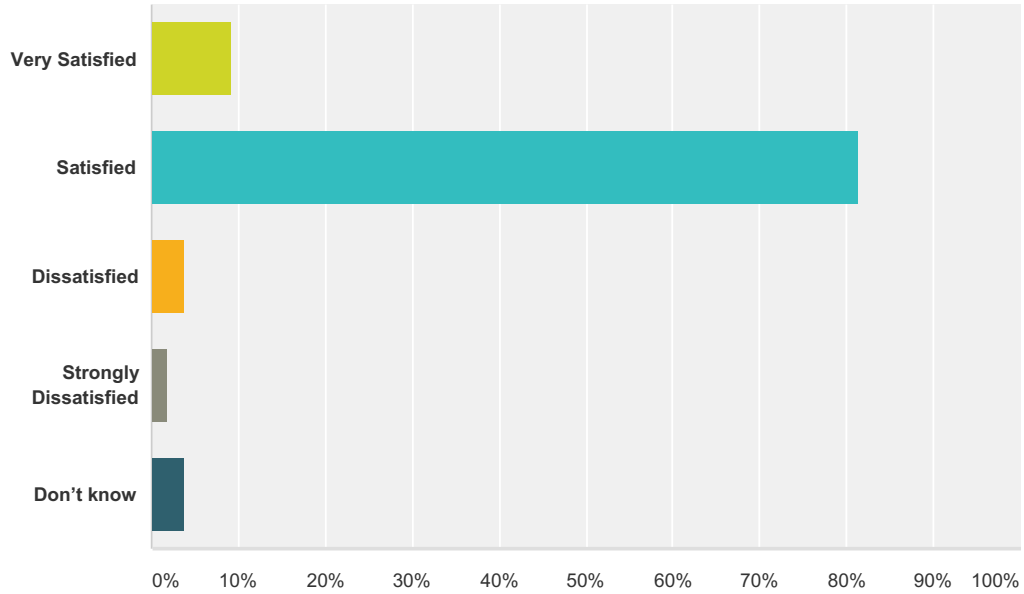
Answer Choices	Responses
Play and Learn at School (PALS)	0.00% 0
Kindergarten	0.00% 0
Grade 1	0.00% 0
Grade 2	0.00% 0
Grade 3	0.00% 0

EIPS Parent Survey November 2015

Grade 4	0.00%	0
Grade 5	0.00%	0
Grade 6	3.70%	2
Grade 7	0.00%	0
Grade 8	0.00%	0
Grade 9	1.85%	1
Grade 10	27.78%	15
Grade 11	42.59%	23
Grade 12	24.07%	13
Total		54

Q3 How satisfied are you with the quality of education that your child is receiving at his/her school?

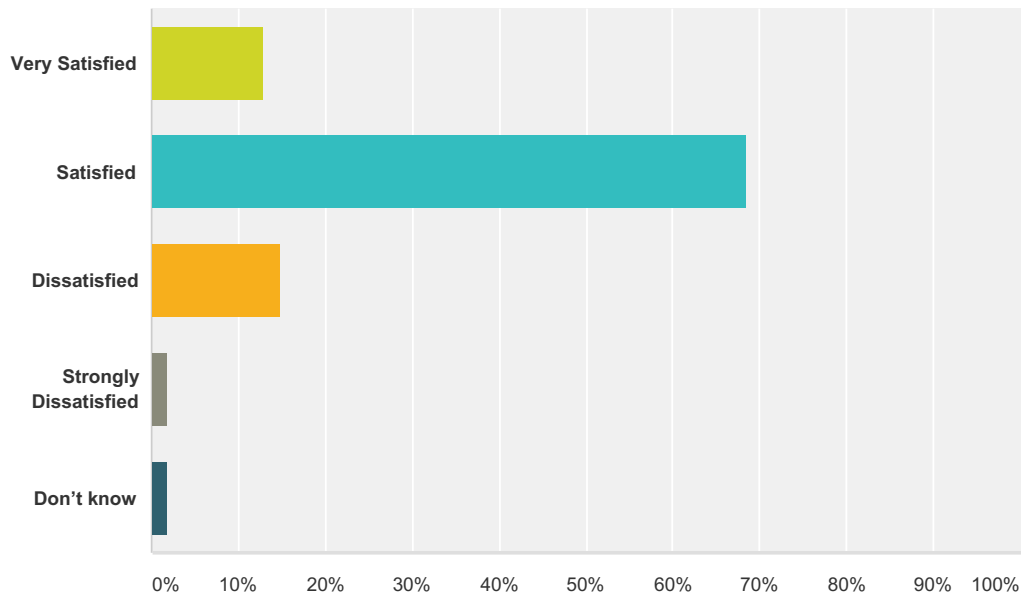
Answered: 54 Skipped: 0



Answer Choices	Responses
Very Satisfied	9.26% 5
Satisfied	81.48% 44
Dissatisfied	3.70% 2
Strongly Dissatisfied	1.85% 1
Don't know	3.70% 2
Total	54

Q4 How satisfied are you with the quality of teaching at your child's school?

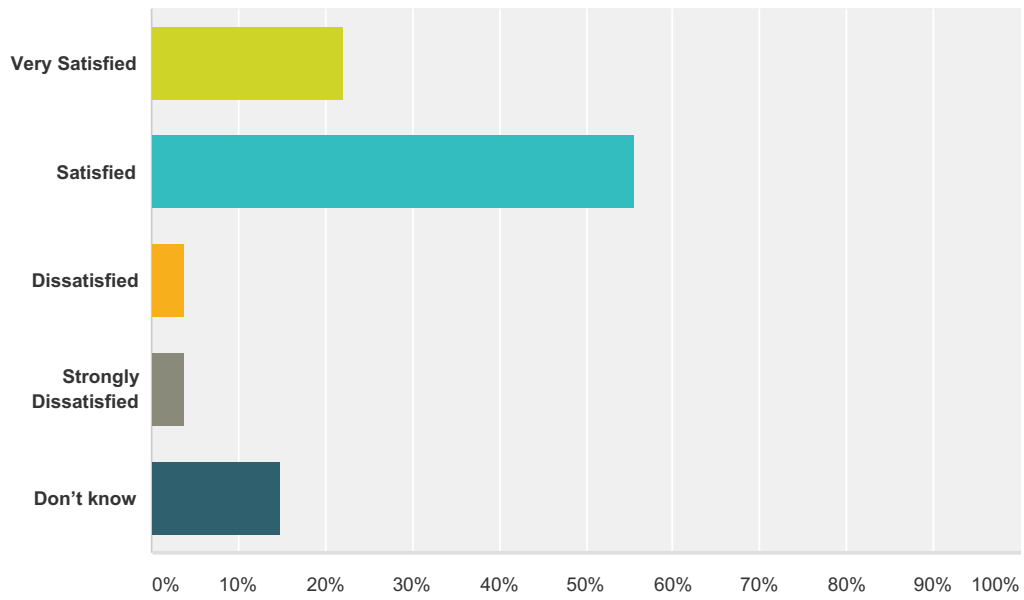
Answered: 54 Skipped: 0



Answer Choices	Responses
Very Satisfied	12.96% 7
Satisfied	68.52% 37
Dissatisfied	14.81% 8
Strongly Dissatisfied	1.85% 1
Don't know	1.85% 1
Total	54

Q5 How satisfied are you with the leadership in your child's school?

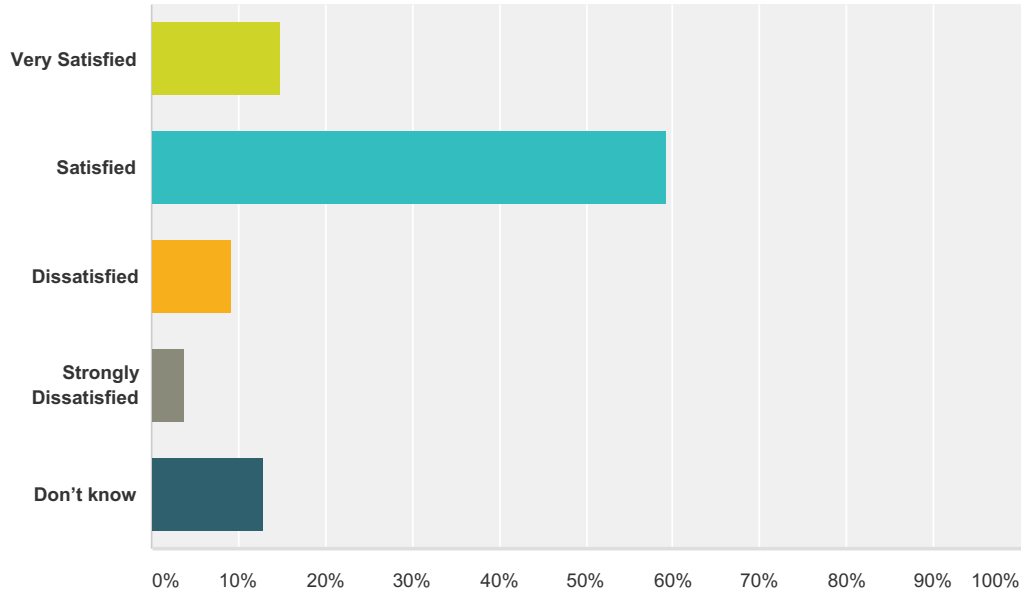
Answered: 54 Skipped: 0



Answer Choices	Responses	Count
Very Satisfied	22.22%	12
Satisfied	55.56%	30
Dissatisfied	3.70%	2
Strongly Dissatisfied	3.70%	2
Don't know	14.81%	8
Total		54

Q6 How satisfied are you with the opportunity to be involved in decisions at your child's school?

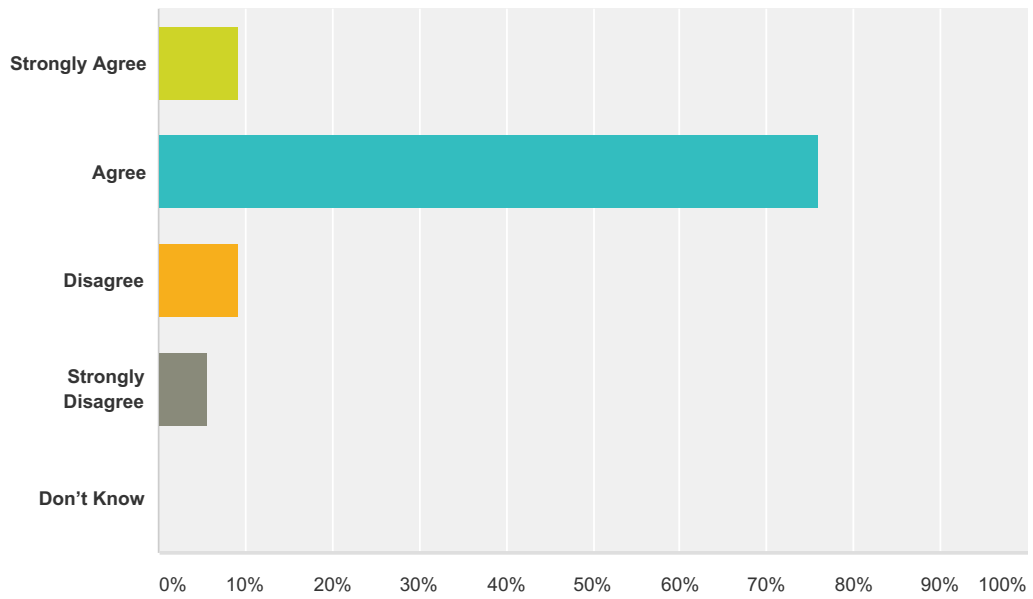
Answered: 54 Skipped: 0



Answer Choices	Responses	
Very Satisfied	14.81%	8
Satisfied	59.26%	32
Dissatisfied	9.26%	5
Strongly Dissatisfied	3.70%	2
Don't know	12.96%	7
Total		54

Q7 My child's individual needs are met.

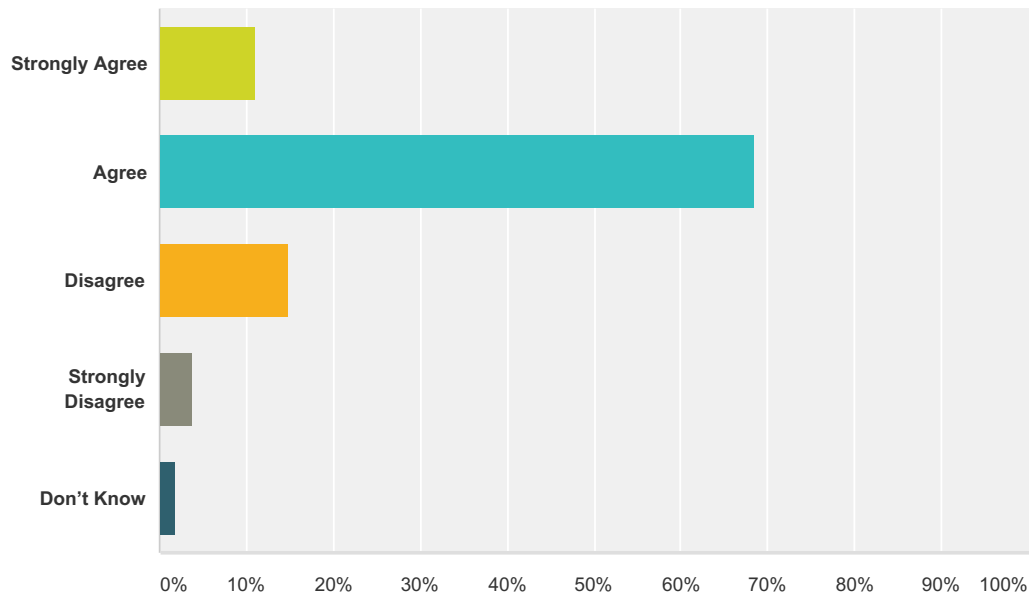
Answered: 54 Skipped: 0



Answer Choices	Responses
Strongly Agree	9.26% 5
Agree	75.93% 41
Disagree	9.26% 5
Strongly Disagree	5.56% 3
Don't Know	0.00% 0
Total	54

Q8 The school keeps me informed about my child's progress and achievement.

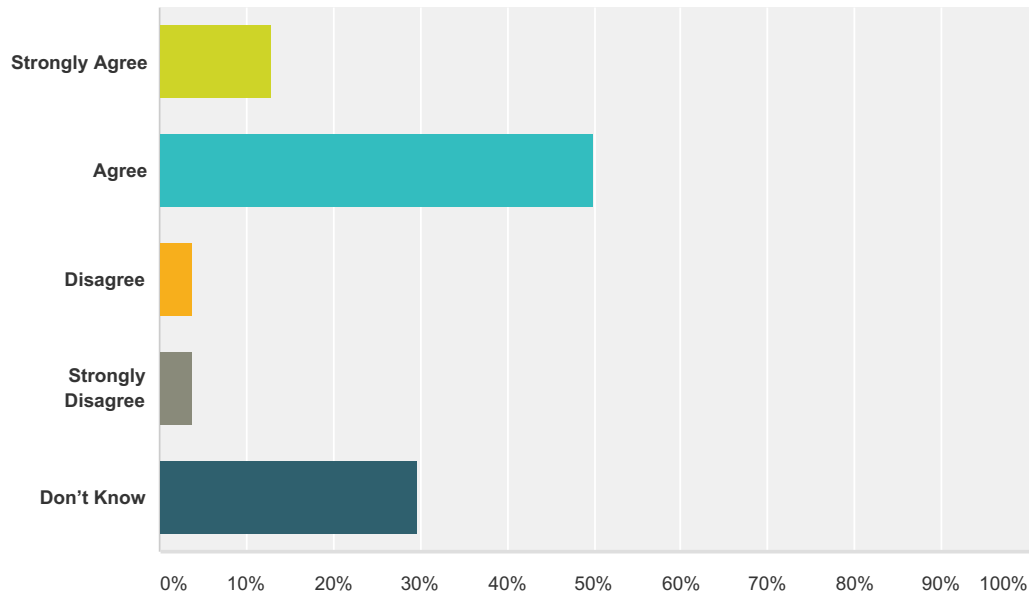
Answered: 54 Skipped: 0



Answer Choices	Responses	
Strongly Agree	11.11%	6
Agree	68.52%	37
Disagree	14.81%	8
Strongly Disagree	3.70%	2
Don't Know	1.85%	1
Total		54

Q9 The rights and responsibilities of citizenship are reinforced in my child's school.

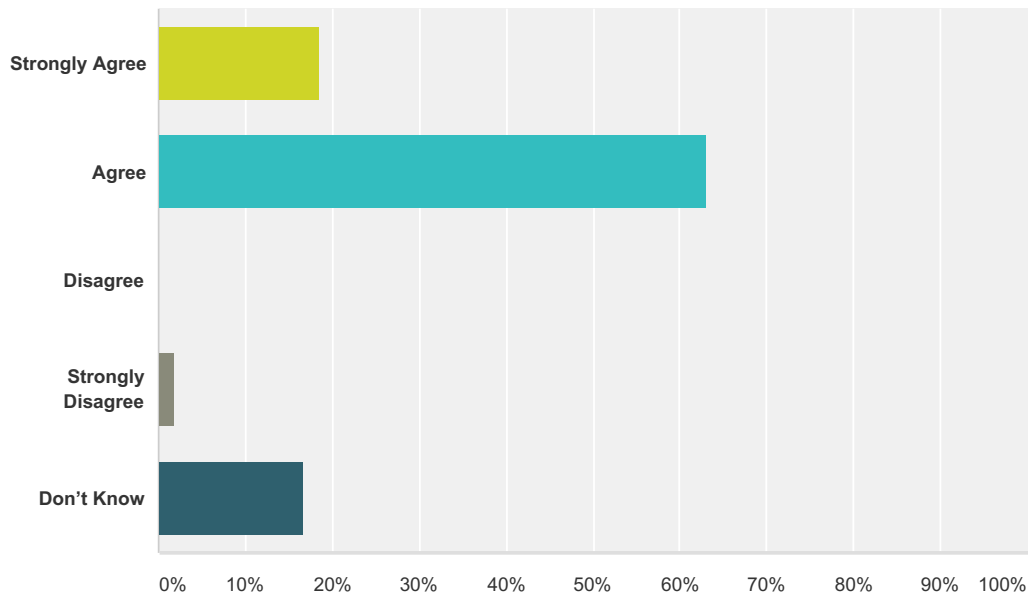
Answered: 54 Skipped: 0



Answer Choices	Responses
Strongly Agree	12.96% 7
Agree	50.00% 27
Disagree	3.70% 2
Strongly Disagree	3.70% 2
Don't Know	29.63% 16
Total	54

Q10 The school staff care about my child.

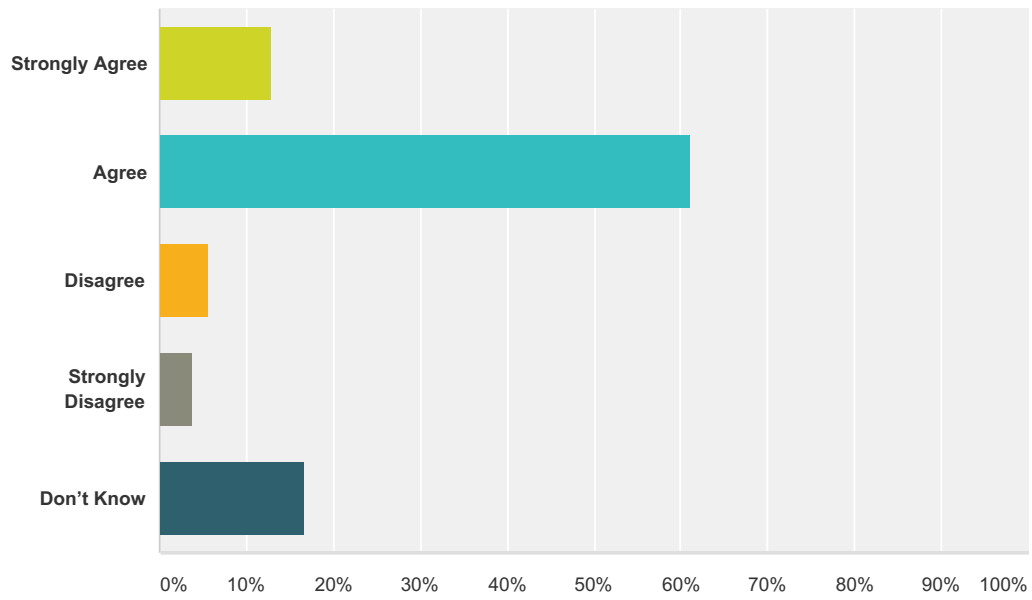
Answered: 54 Skipped: 0



Answer Choices	Responses	
Strongly Agree	18.52%	10
Agree	62.96%	34
Disagree	0.00%	0
Strongly Disagree	1.85%	1
Don't Know	16.67%	9
Total		54

Q11 My child is encouraged at school to do his or her best.

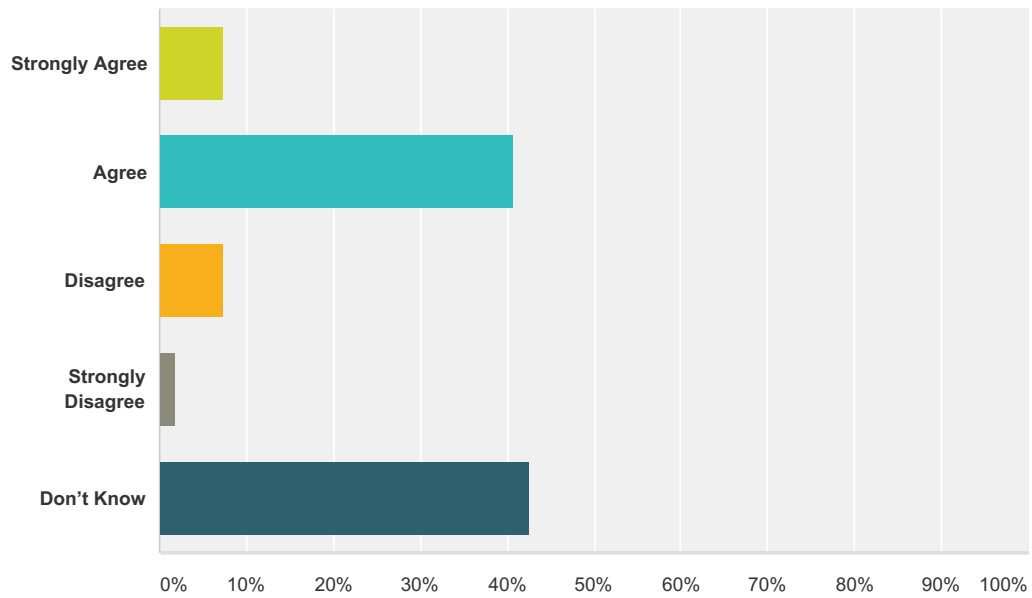
Answered: 54 Skipped: 0



Answer Choices	Responses
Strongly Agree	12.96% 7
Agree	61.11% 33
Disagree	5.56% 3
Strongly Disagree	3.70% 2
Don't Know	16.67% 9
Total	54

Q12 Discipline is handled in a fair and reasonable manner in my child's school.

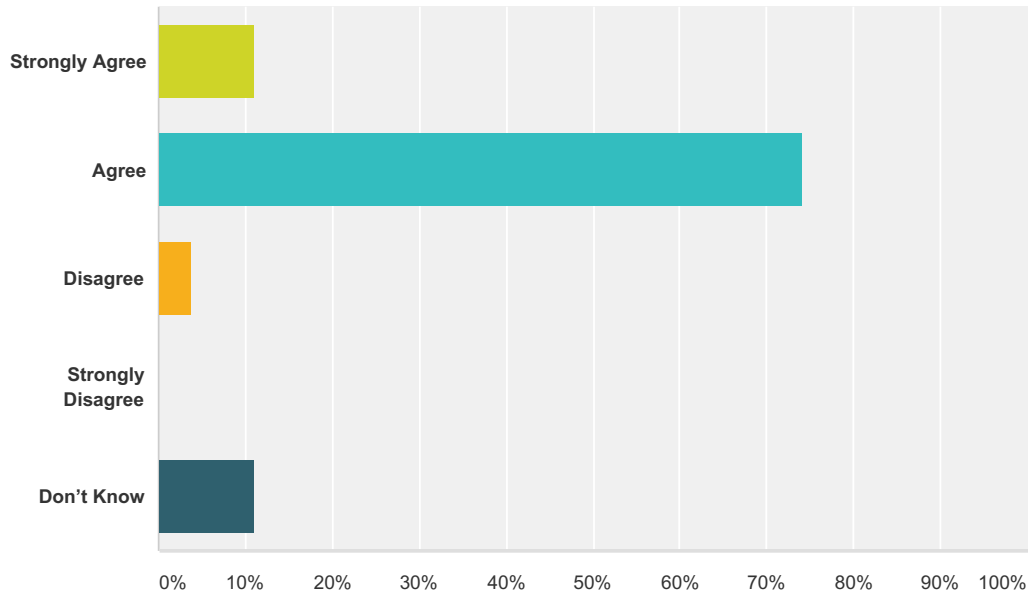
Answered: 54 Skipped: 0



Answer Choices	Responses	
Strongly Agree	7.41%	4
Agree	40.74%	22
Disagree	7.41%	4
Strongly Disagree	1.85%	1
Don't Know	42.59%	23
Total		54

Q13 My child's school is safe.

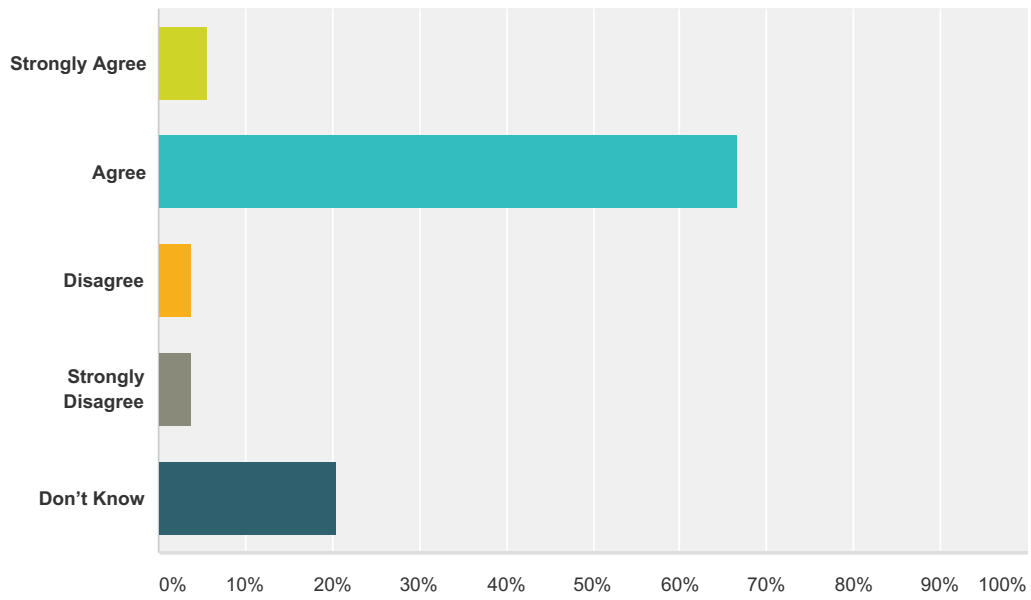
Answered: 54 Skipped: 0



Answer Choices	Responses	
Strongly Agree	11.11%	6
Agree	74.07%	40
Disagree	3.70%	2
Strongly Disagree	0.00%	0
Don't Know	11.11%	6
Total		54

Q14 There is open and honest communication within my child's school.

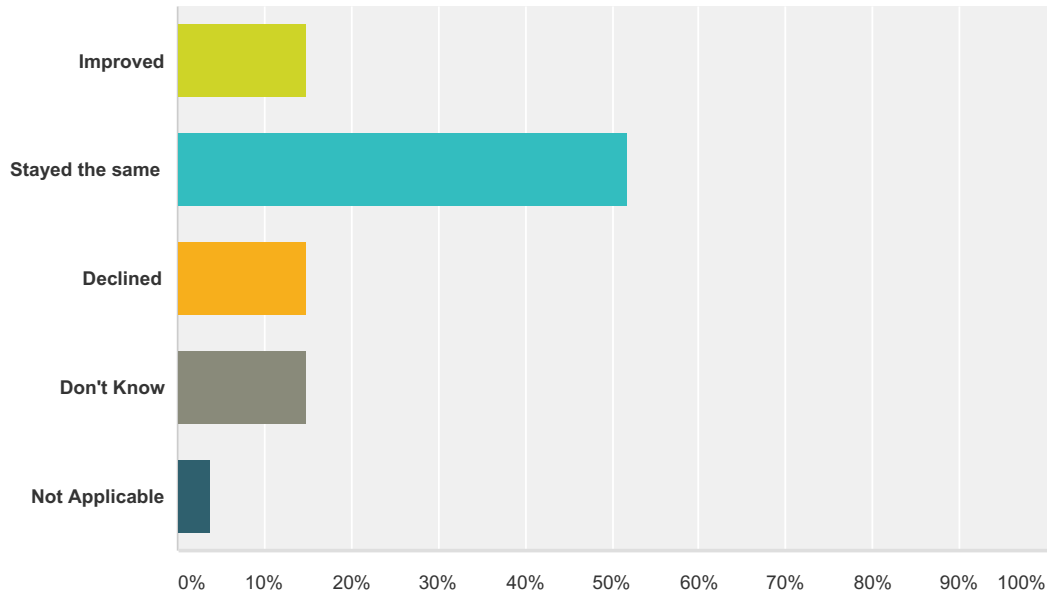
Answered: 54 Skipped: 0



Answer Choices	Responses	
Strongly Agree	5.56%	3
Agree	66.67%	36
Disagree	3.70%	2
Strongly Disagree	3.70%	2
Don't Know	20.37%	11
Total		54

Q15 In your opinion, has the quality of education that your child experienced at school improved, stayed the same, or declined in the past three years.

Answered: 54 Skipped: 0



Answer Choices	Responses	
Improved	14.81%	8
Stayed the same	51.85%	28
Declined	14.81%	8
Don't Know	14.81%	8
Not Applicable	3.70%	2
Total		54