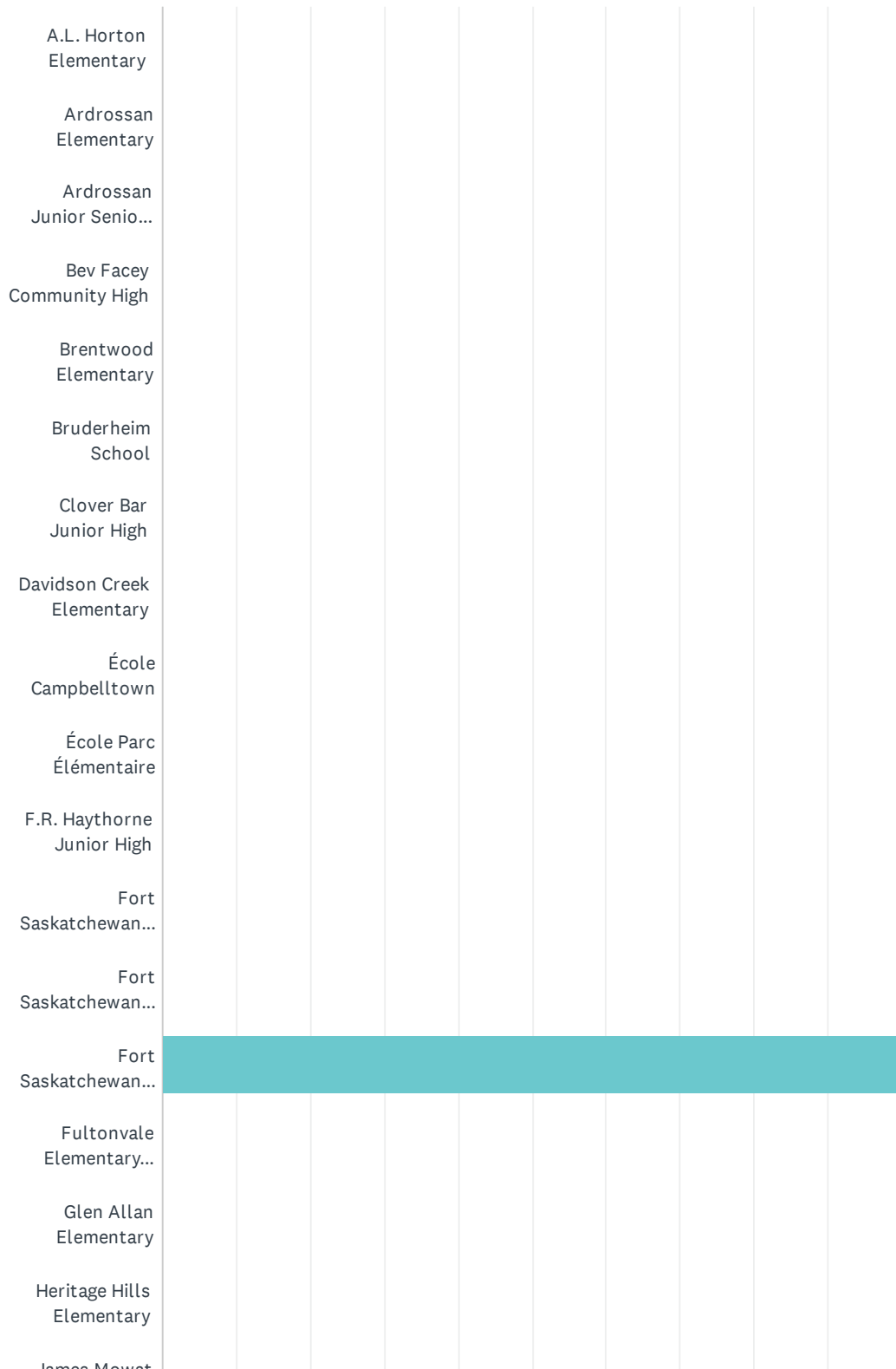


Q1 What school does your child currently attend? If you have more than one child attending an EIPS school or a child who attends classes at more than one EIPS school, complete this survey for each one.

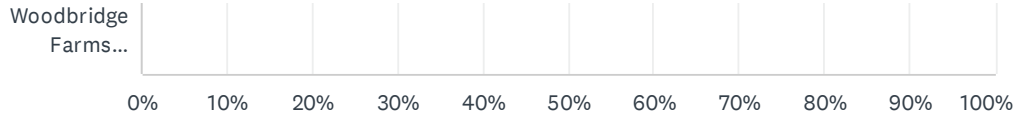
Answered: 41 Skipped: 0



2023-24 EIPS Annual Feedback Survey: For Parents and Caregivers

James Mowat Elementary										
Lakeland Ridge										
Lamont Elementary										
Lamont High										
Mills Haven Elementary										
Mundare School										
Next Step Fort Saskatchewan										
Next Step Sherwood Park										
Next Step Vegreville										
Pine Street Elementary										
Rudolph Hennig Junior High										
Salisbury Composite High										
Sherwood Heights Juni...										
SouthPointe School										
Strathcona Christian...										
Strathcona Christian...										
Uncas Elementary										
Vegreville Composite High										
Wes Hosford Elementary										
Westboro Elementary										
Win Ferguson Elementary										

2023-24 EIPS Annual Feedback Survey: For Parents and Caregivers



2023-24 EIPS Annual Feedback Survey: For Parents and Caregivers

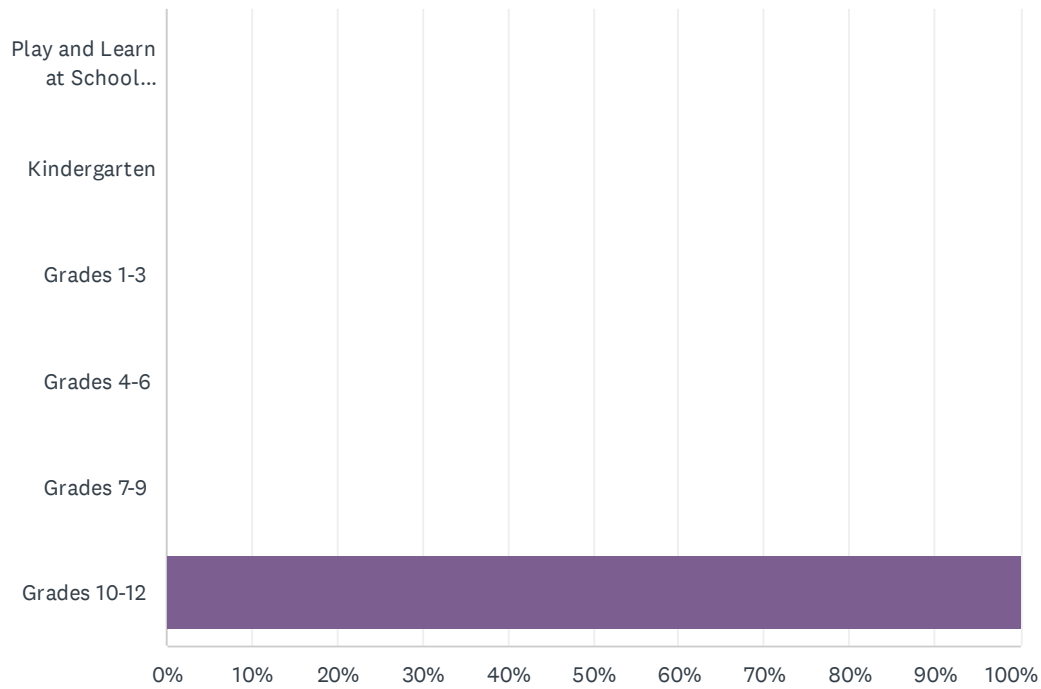
ANSWER CHOICES	RESPONSES	
A.L. Horton Elementary	0.00%	0
Ardrossan Elementary	0.00%	0
Ardrossan Junior Senior High	0.00%	0
Bev Facey Community High	0.00%	0
Brentwood Elementary	0.00%	0
Bruderheim School	0.00%	0
Clover Bar Junior High	0.00%	0
Davidson Creek Elementary	0.00%	0
École Campbelltown	0.00%	0
École Parc Élémentaire	0.00%	0
F.R. Haythorne Junior High	0.00%	0
Fort Saskatchewan Christian	0.00%	0
Fort Saskatchewan Elementary	0.00%	0
Fort Saskatchewan High	100.00%	41
Fultonvale Elementary Junior High	0.00%	0
Glen Allan Elementary	0.00%	0
Heritage Hills Elementary	0.00%	0
James Mowat Elementary	0.00%	0
Lakeland Ridge	0.00%	0
Lamont Elementary	0.00%	0
Lamont High	0.00%	0
Mills Haven Elementary	0.00%	0
Mundare School	0.00%	0
Next Step Fort Saskatchewan	0.00%	0
Next Step Sherwood Park	0.00%	0
Next Step Vegreville	0.00%	0
Pine Street Elementary	0.00%	0
Rudolph Hennig Junior High	0.00%	0
Salisbury Composite High	0.00%	0
Sherwood Heights Junior High	0.00%	0
SouthPointe School	0.00%	0
Strathcona Christian Academy Elementary	0.00%	0

2023-24 EIPS Annual Feedback Survey: For Parents and Caregivers

Strathcona Christian Academy Secondary	0.00%	0
Uncas Elementary	0.00%	0
Vegreville Composite High	0.00%	0
Wes Hosford Elementary	0.00%	0
Westboro Elementary	0.00%	0
Win Ferguson Elementary	0.00%	0
Woodbridge Farms Elementary	0.00%	0
TOTAL		41

Q2 What grade is your child currently in?

Answered: 41 Skipped: 0



ANSWER CHOICES	RESPONSES	
Play and Learn at School (PALS)	0.00%	0
Kindergarten	0.00%	0
Grades 1-3	0.00%	0
Grades 4-6	0.00%	0
Grades 7-9	0.00%	0
Grades 10-12	100.00%	41
TOTAL		41

Q3 As a result of being in the Play and Learn at School (PALS) program, my child's demonstrating growth in their development.

Answered: 0 Skipped: 41

 No matching responses.

ANSWER CHOICES	RESPONSES
Strongly agree	0.00% 0
Agree	0.00% 0
Disagree	0.00% 0
Strongly disagree	0.00% 0
Don't know	0.00% 0
TOTAL	0

Q4 As a result of being in the kindergarten program, my child's becoming ready to enter Grade 1.

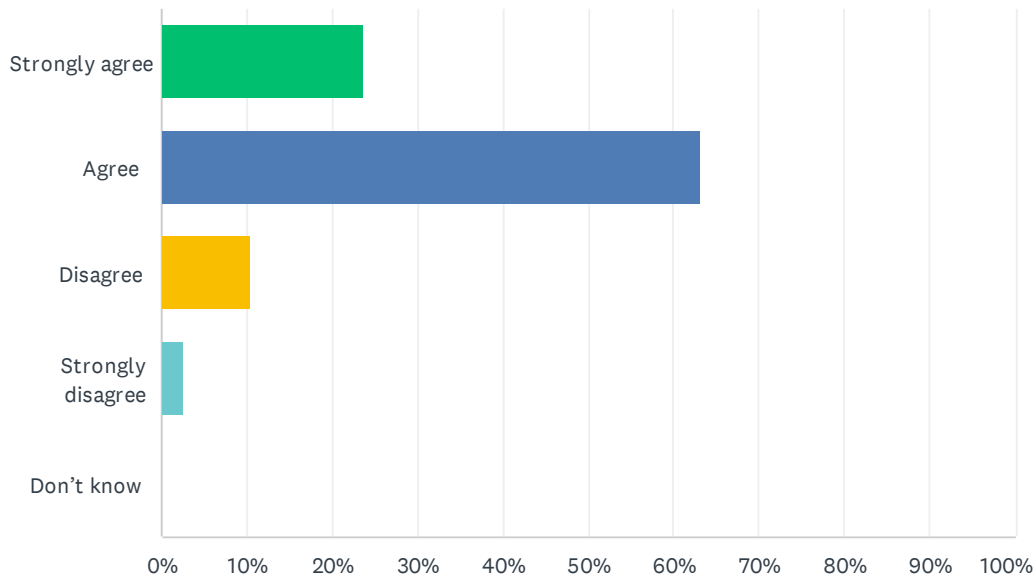
Answered: 0 Skipped: 41

 No matching responses.

ANSWER CHOICES	RESPONSES
Strongly agree	0.00% 0
Agree	0.00% 0
Disagree	0.00% 0
Strongly disagree	0.00% 0
Don't know	0.00% 0
TOTAL	0

Q5 My child's individual needs are met.

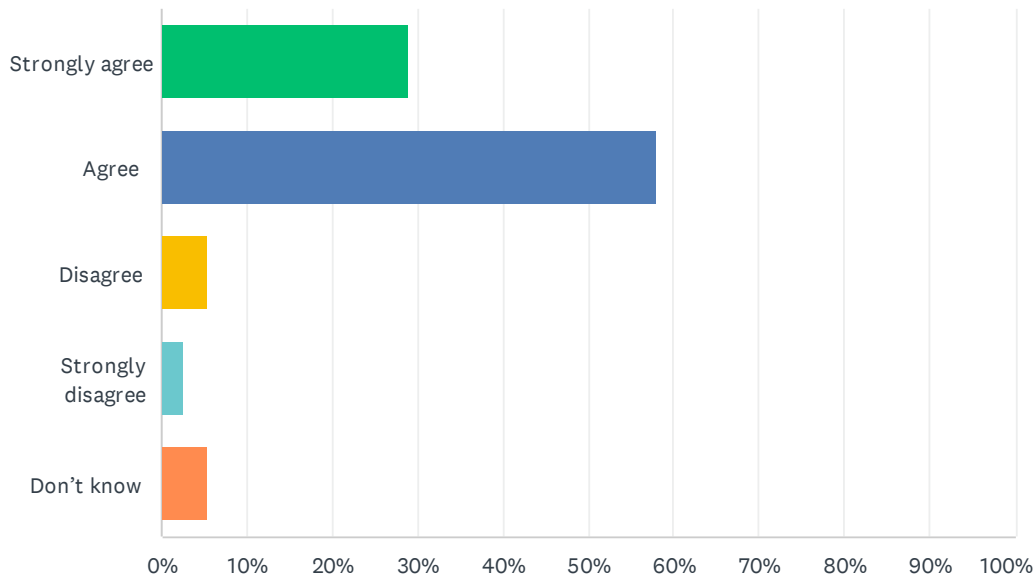
Answered: 38 Skipped: 3



ANSWER CHOICES	RESPONSES
Strongly agree	23.68% 9
Agree	63.16% 24
Disagree	10.53% 4
Strongly disagree	2.63% 1
Don't know	0.00% 0
TOTAL	38

Q6 My child's encouraged to do their best.

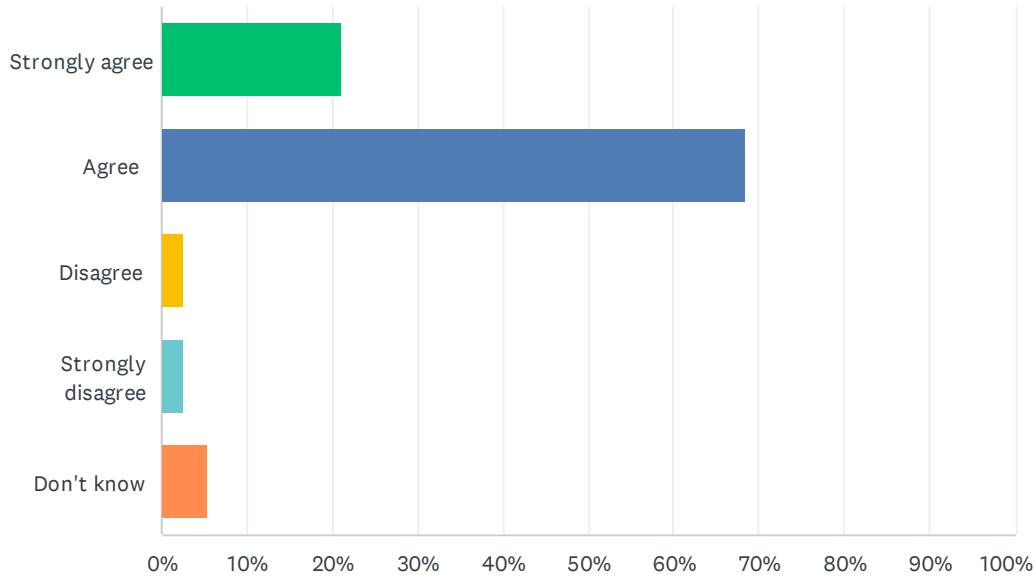
Answered: 38 Skipped: 3



ANSWER CHOICES	RESPONSES	
Strongly agree	28.95%	11
Agree	57.89%	22
Disagree	5.26%	2
Strongly disagree	2.63%	1
Don't know	5.26%	2
TOTAL		38

Q7 My child's demonstrating growth in literacy.

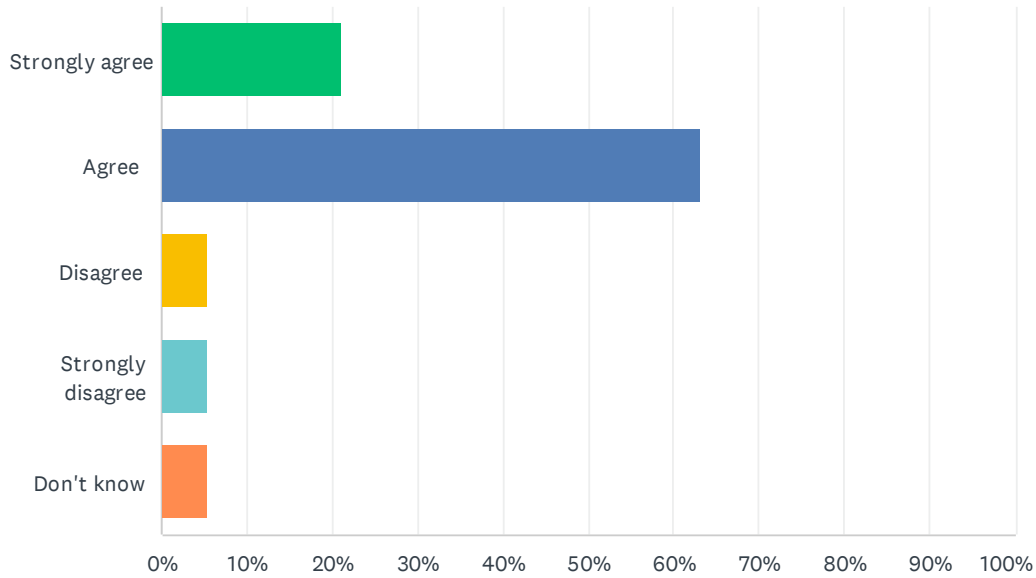
Answered: 38 Skipped: 3



ANSWER CHOICES	RESPONSES	
Strongly agree	21.05%	8
Agree	68.42%	26
Disagree	2.63%	1
Strongly disagree	2.63%	1
Don't know	5.26%	2
TOTAL		38

Q8 My child's demonstrating growth in numeracy.

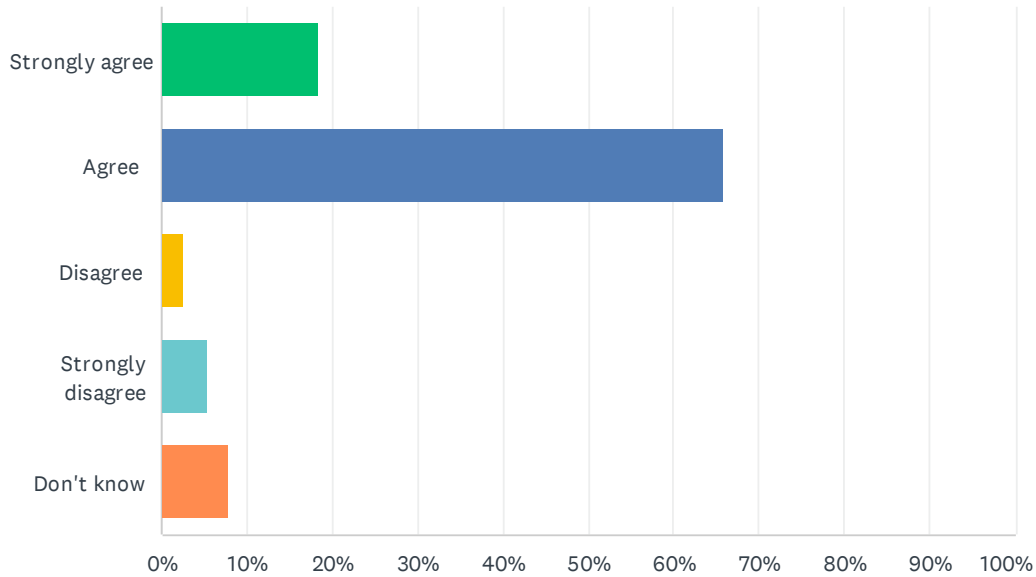
Answered: 38 Skipped: 3



ANSWER CHOICES	RESPONSES	
Strongly agree	21.05%	8
Agree	63.16%	24
Disagree	5.26%	2
Strongly disagree	5.26%	2
Don't know	5.26%	2
TOTAL		38

Q9 My child has an understanding of First Nations, Métis and Inuit culture and history.

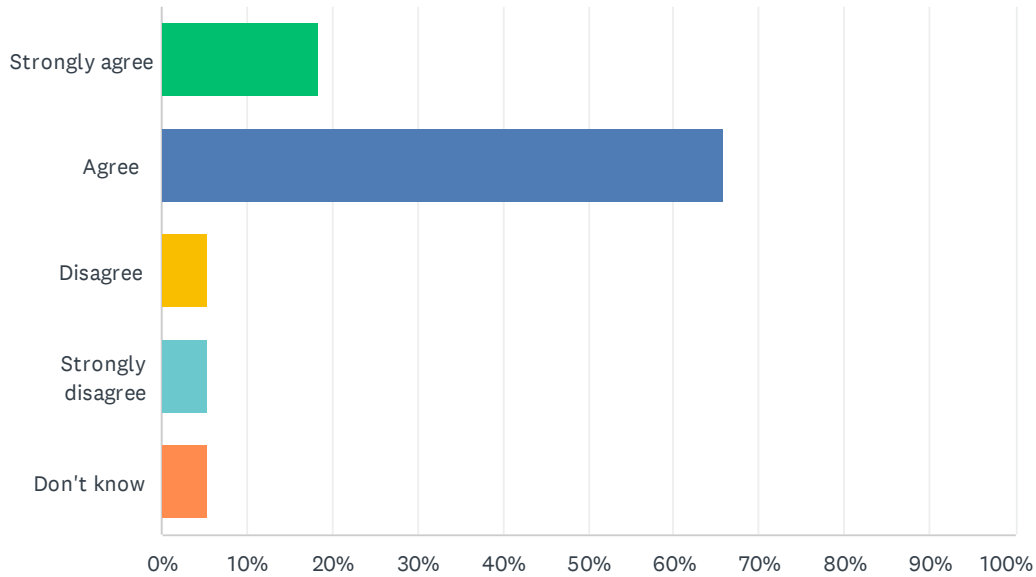
Answered: 38 Skipped: 3



ANSWER CHOICES	RESPONSES	
Strongly agree	18.42%	7
Agree	65.79%	25
Disagree	2.63%	1
Strongly disagree	5.26%	2
Don't know	7.89%	3
TOTAL		38

Q10 My child's learning the knowledge, skills and attitudes necessary to be successful in life.

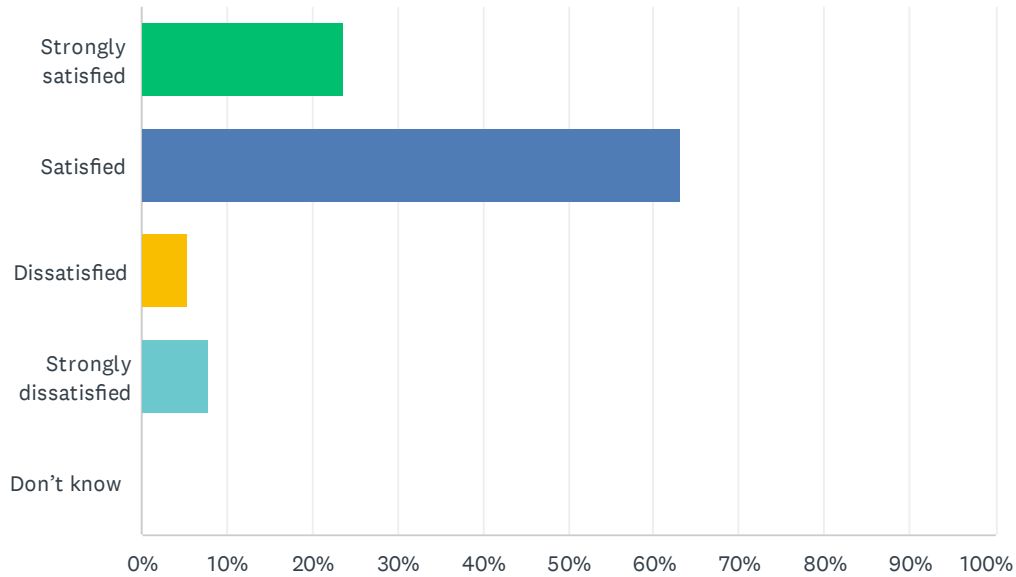
Answered: 38 Skipped: 3



ANSWER CHOICES	RESPONSES	
Strongly agree	18.42%	7
Agree	65.79%	25
Disagree	5.26%	2
Strongly disagree	5.26%	2
Don't know	5.26%	2
TOTAL		38

Q11 How satisfied are you with the quality of education your child's receiving at school?

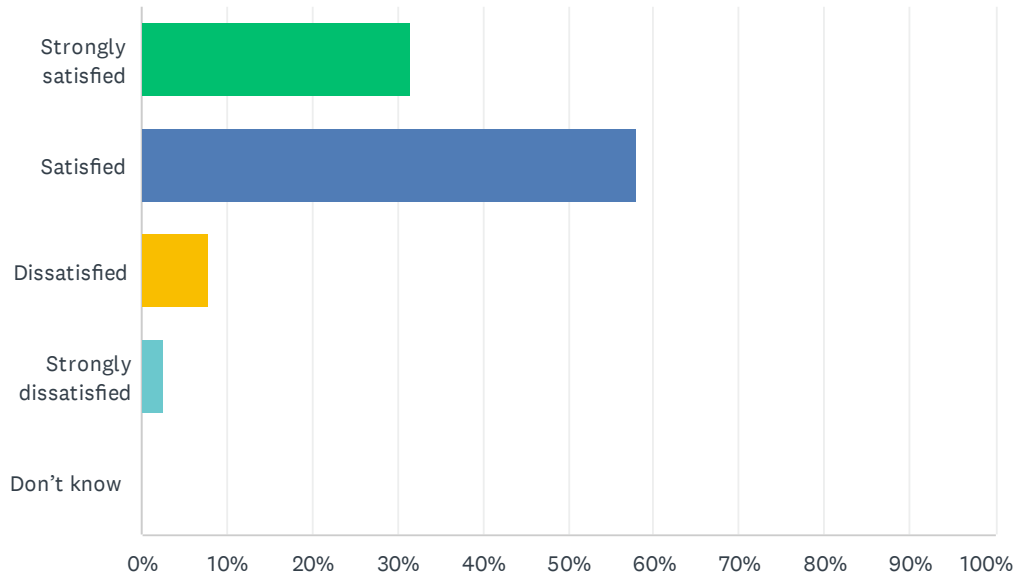
Answered: 38 Skipped: 3



ANSWER CHOICES	RESPONSES	
Strongly satisfied	23.68%	9
Satisfied	63.16%	24
Dissatisfied	5.26%	2
Strongly dissatisfied	7.89%	3
Don't know	0.00%	0
TOTAL		38

Q12 How satisfied are you with the quality of teaching at your child's school?

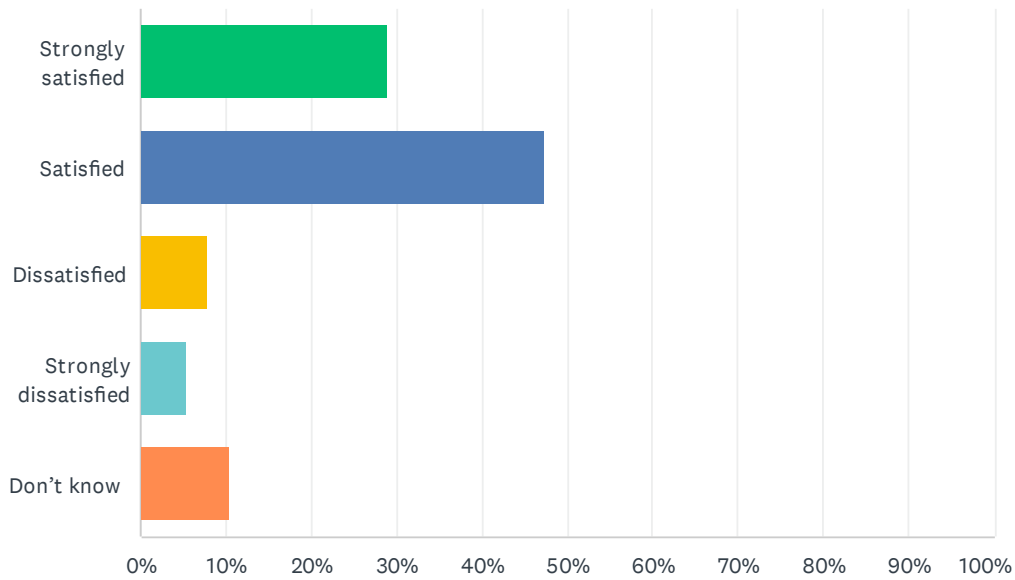
Answered: 38 Skipped: 3



ANSWER CHOICES	RESPONSES	
Strongly satisfied	31.58%	12
Satisfied	57.89%	22
Dissatisfied	7.89%	3
Strongly dissatisfied	2.63%	1
Don't know	0.00%	0
TOTAL		38

Q13 How satisfied are you with the leadership at your child's school?

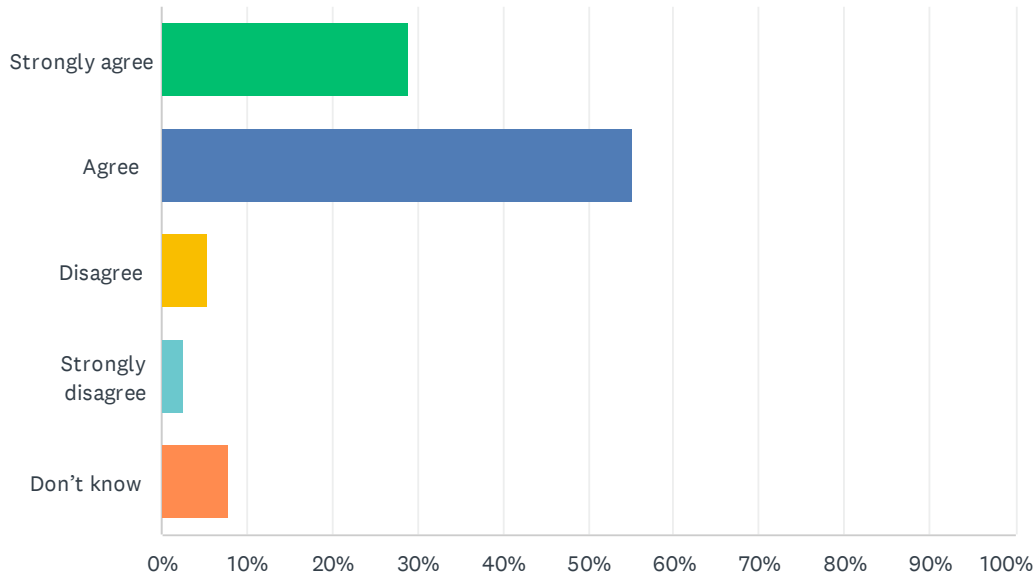
Answered: 38 Skipped: 3



ANSWER CHOICES	RESPONSES	
Strongly satisfied	28.95%	11
Satisfied	47.37%	18
Dissatisfied	7.89%	3
Strongly dissatisfied	5.26%	2
Don't know	10.53%	4
TOTAL		38

Q14 My child’s school encourages my child to be a responsible, respectful and engaged citizen.

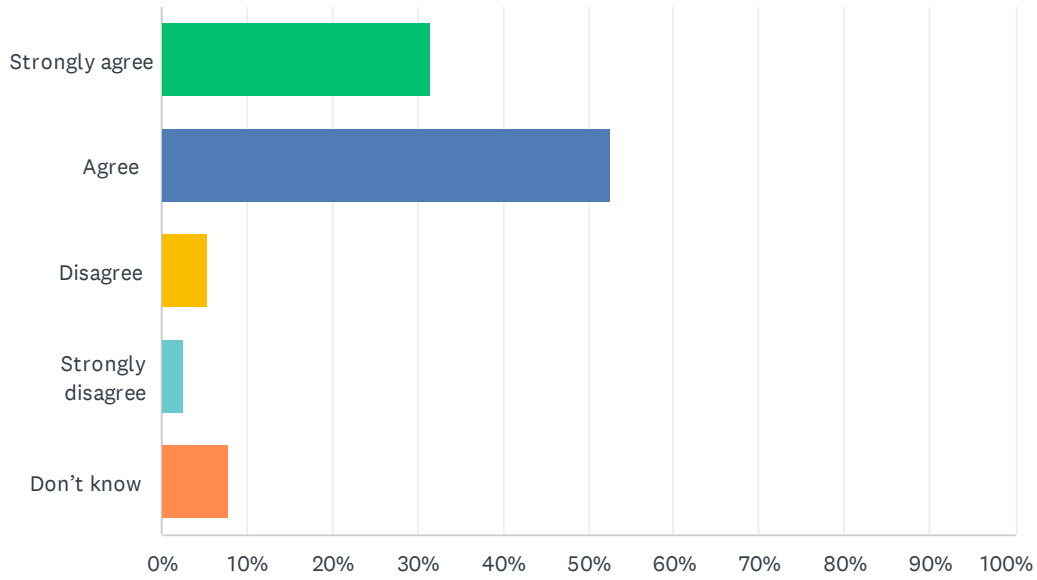
Answered: 38 Skipped: 3



ANSWER CHOICES	RESPONSES	
Strongly agree	28.95%	11
Agree	55.26%	21
Disagree	5.26%	2
Strongly disagree	2.63%	1
Don't know	7.89%	3
TOTAL		38

Q15 School staff care about my child.

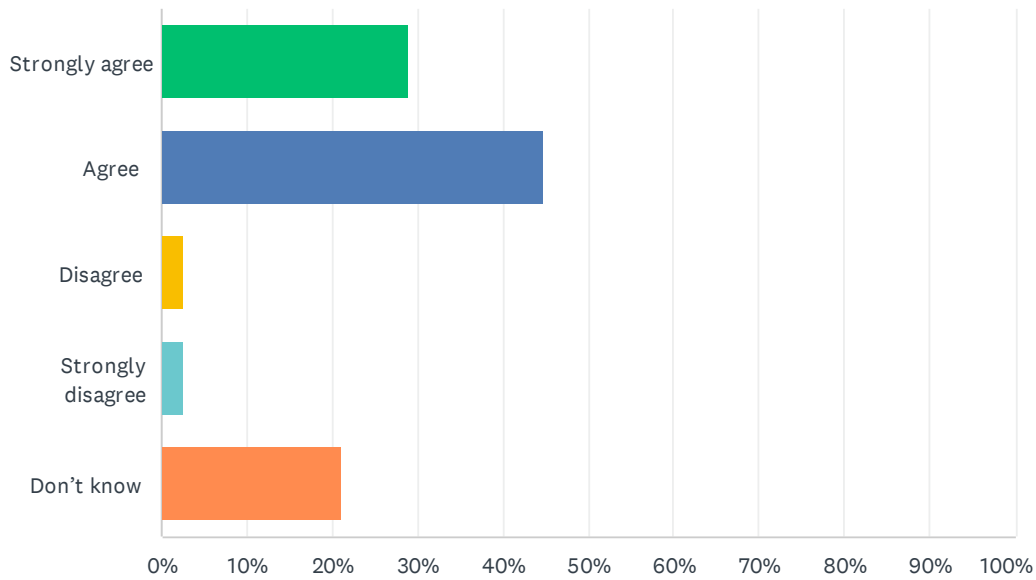
Answered: 38 Skipped: 3



ANSWER CHOICES	RESPONSES	
Strongly agree	31.58%	12
Agree	52.63%	20
Disagree	5.26%	2
Strongly disagree	2.63%	1
Don't know	7.89%	3
TOTAL		38

Q16 My child's school handles discipline fairly and reasonably.

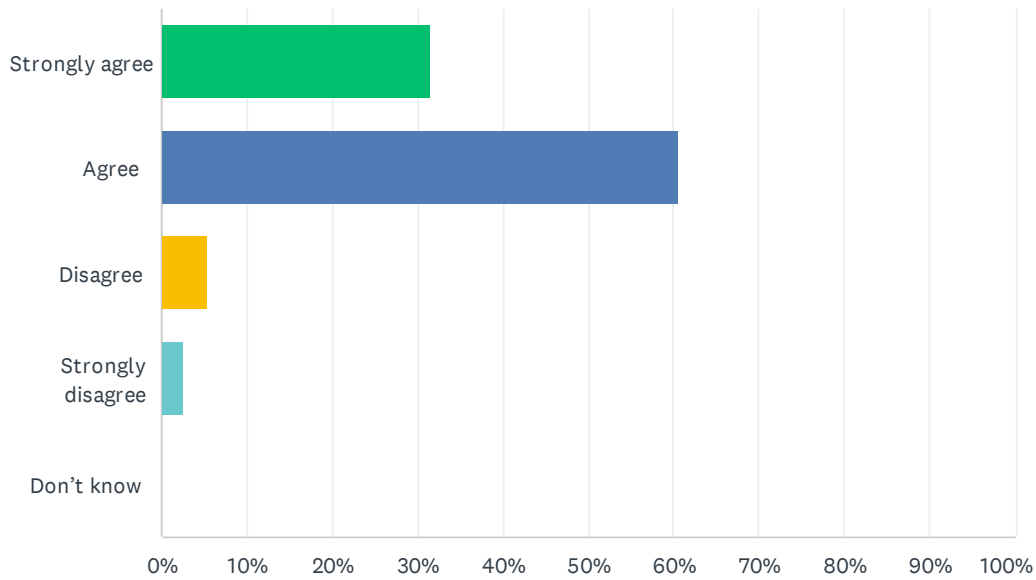
Answered: 38 Skipped: 3



ANSWER CHOICES	RESPONSES	
Strongly agree	28.95%	11
Agree	44.74%	17
Disagree	2.63%	1
Strongly disagree	2.63%	1
Don't know	21.05%	8
TOTAL		38

Q17 My child's school is safe.

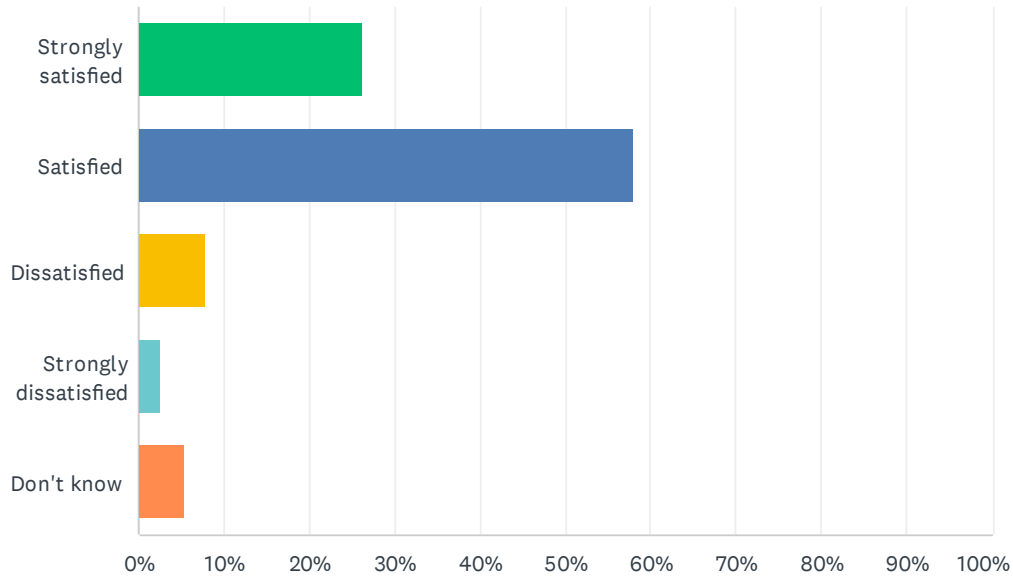
Answered: 38 Skipped: 3



ANSWER CHOICES	RESPONSES	
Strongly agree	31.58%	12
Agree	60.53%	23
Disagree	5.26%	2
Strongly disagree	2.63%	1
Don't know	0.00%	0
TOTAL		38

Q18 How satisfied are you with the resources available to support your child's learning?

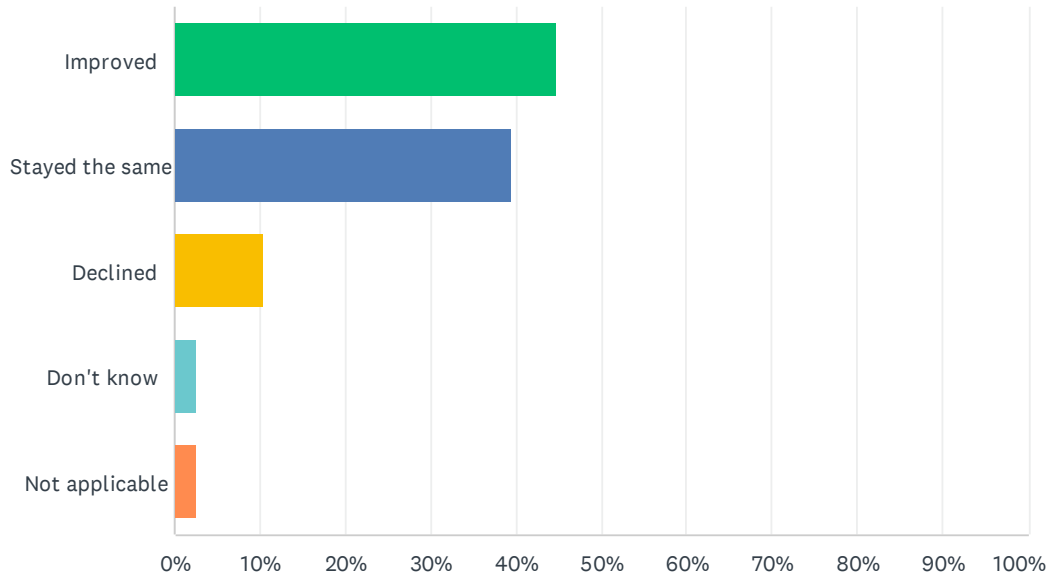
Answered: 38 Skipped: 3



ANSWER CHOICES	RESPONSES	
Strongly satisfied	26.32%	10
Satisfied	57.89%	22
Dissatisfied	7.89%	3
Strongly dissatisfied	2.63%	1
Don't know	5.26%	2
TOTAL		38

Q19 In your opinion, has the quality of education your child's experienced improved, stayed the same or declined in the past three years?

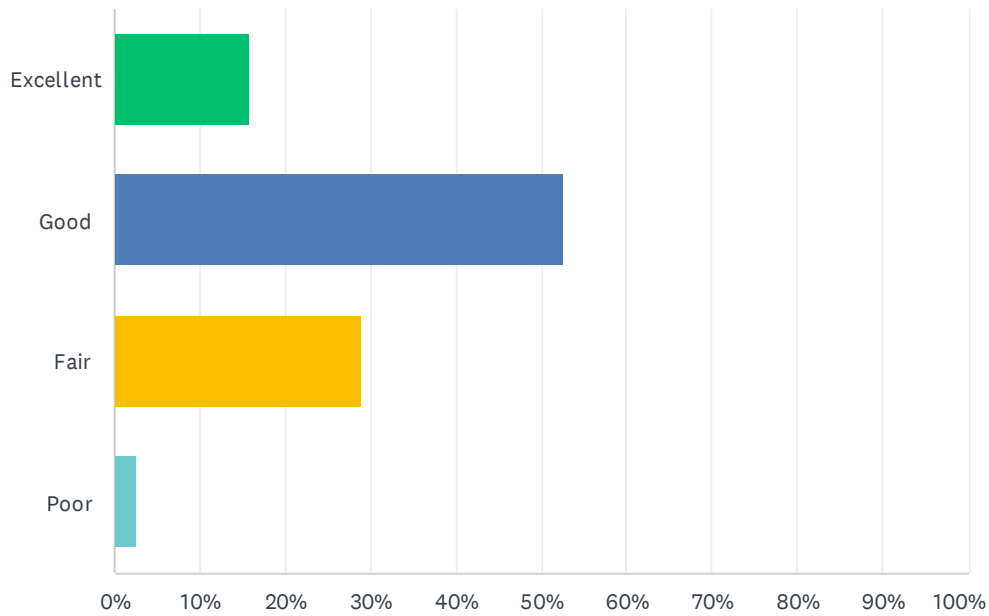
Answered: 38 Skipped: 3



ANSWER CHOICES	RESPONSES	
Improved	44.74%	17
Stayed the same	39.47%	15
Declined	10.53%	4
Don't know	2.63%	1
Not applicable	2.63%	1
TOTAL		38

Q20 How do you rate the physical condition of your child's school?

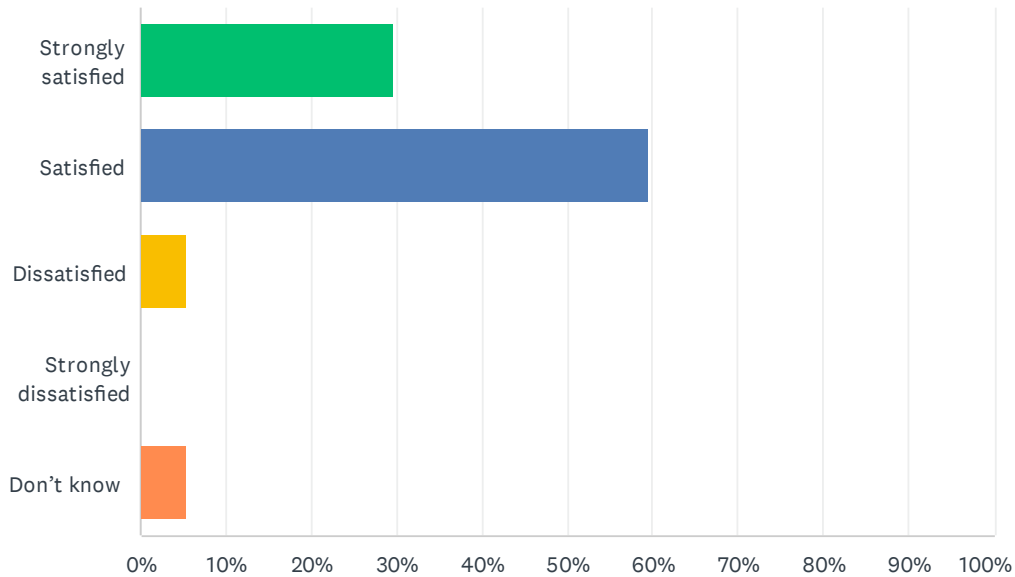
Answered: 38 Skipped: 3



ANSWER CHOICES	RESPONSES
Excellent	15.79% 6
Good	52.63% 20
Fair	28.95% 11
Poor	2.63% 1
TOTAL	38

Q21 How satisfied are you with the opportunities provided to be involved in your child's education? Refer to the EIPS Parent Engagement overview for examples of involvement and engagement opportunities that help support student success.

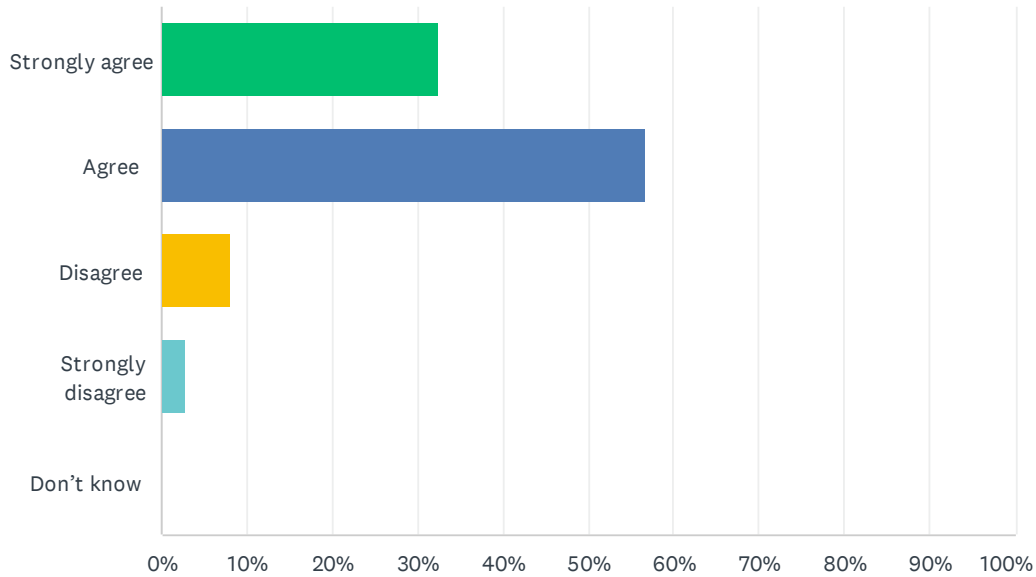
Answered: 37 Skipped: 4



ANSWER CHOICES	RESPONSES	
Strongly satisfied	29.73%	11
Satisfied	59.46%	22
Dissatisfied	5.41%	2
Strongly dissatisfied	0.00%	0
Don't know	5.41%	2
TOTAL		37

Q22 The school keeps me informed about my child's progress and achievement.

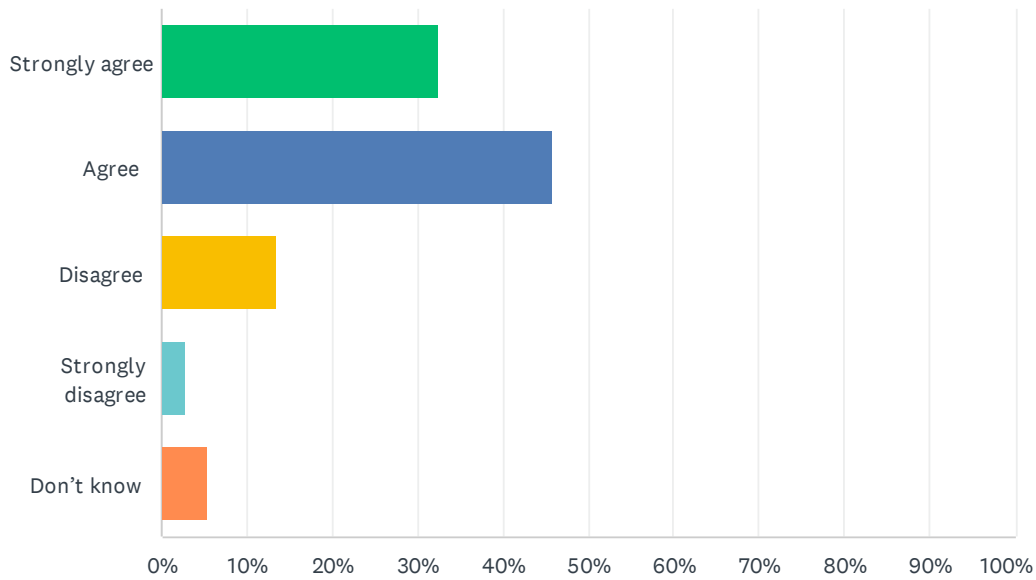
Answered: 37 Skipped: 4



ANSWER CHOICES	RESPONSES	
Strongly agree	32.43%	12
Agree	56.76%	21
Disagree	8.11%	3
Strongly disagree	2.70%	1
Don't know	0.00%	0
TOTAL		37

Q23 There is open and honest communication within my child's school.

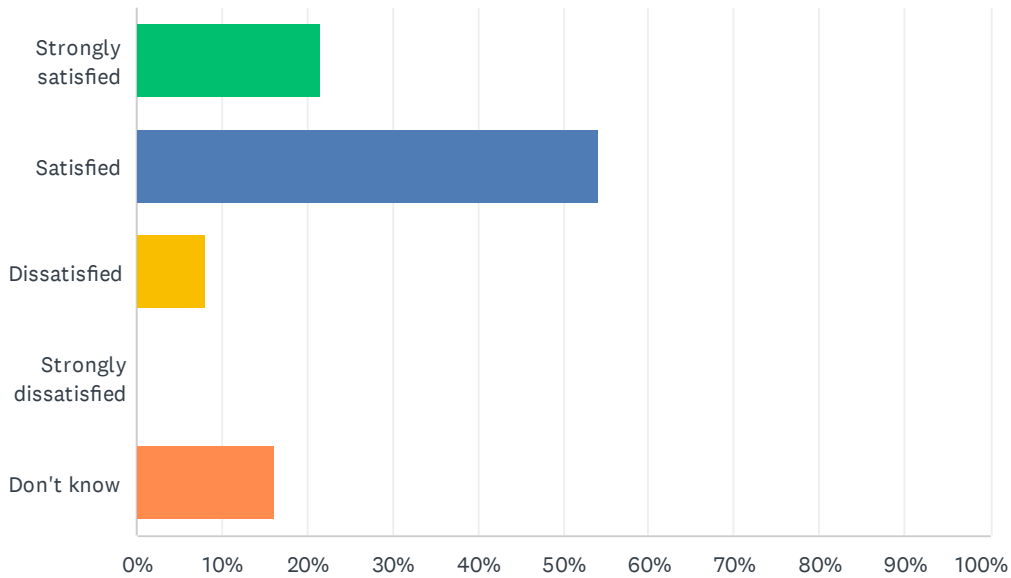
Answered: 37 Skipped: 4



ANSWER CHOICES	RESPONSES	
Strongly agree	32.43%	12
Agree	45.95%	17
Disagree	13.51%	5
Strongly disagree	2.70%	1
Don't know	5.41%	2
TOTAL		37

Q24 How satisfied are you with the Division’s commitment to engaging stakeholders—including parents and caregivers—about matters that affect decision-making and public education?

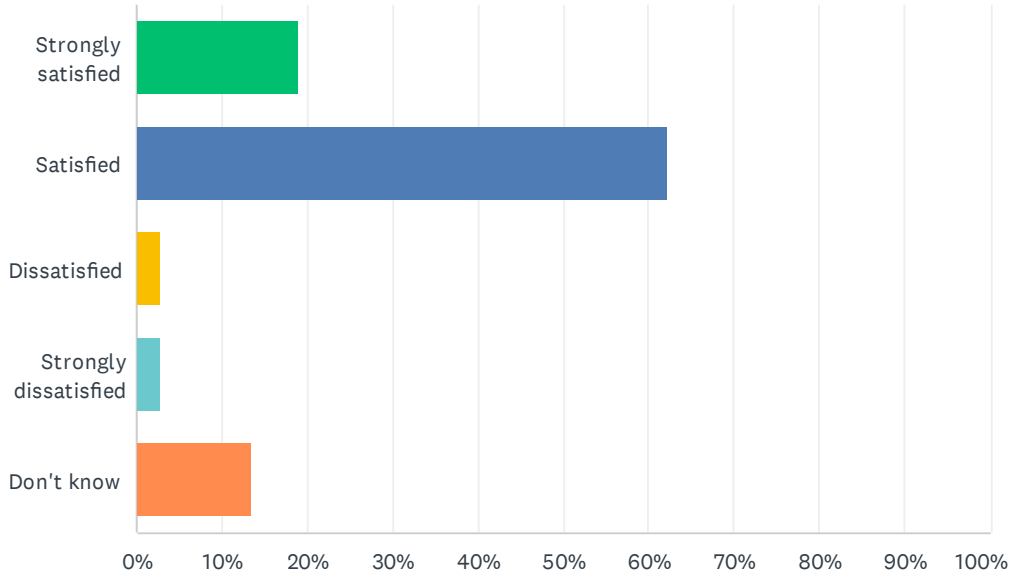
Answered: 37 Skipped: 4



ANSWER CHOICES	RESPONSES
Strongly satisfied	21.62% 8
Satisfied	54.05% 20
Dissatisfied	8.11% 3
Strongly dissatisfied	0.00% 0
Don't know	16.22% 6
TOTAL	37

Q25 How satisfied are you with the Division’s commitment to advocating for public education?

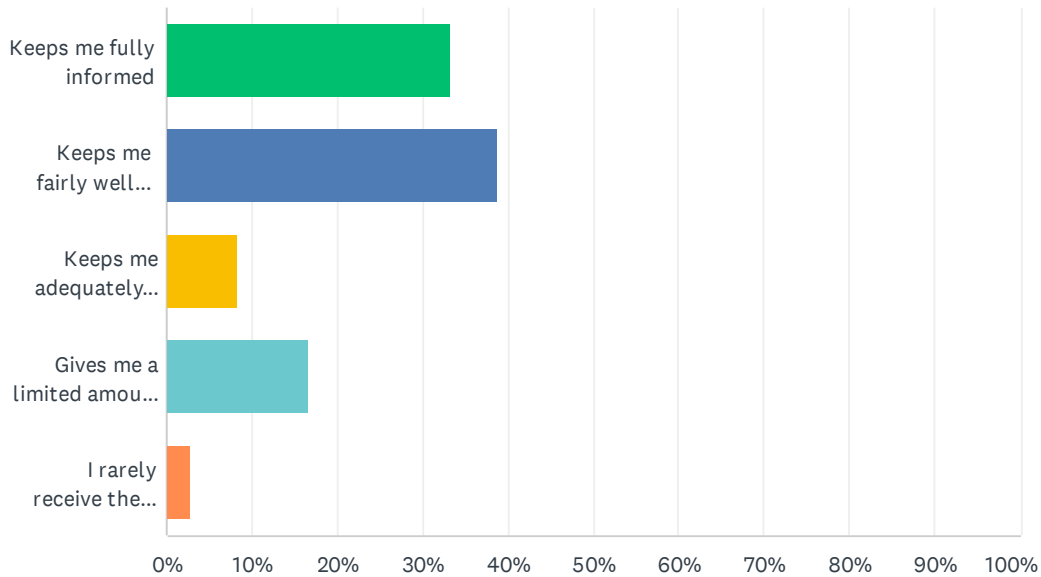
Answered: 37 Skipped: 4



ANSWER CHOICES	RESPONSES	
Strongly satisfied	18.92%	7
Satisfied	62.16%	23
Dissatisfied	2.70%	1
Strongly dissatisfied	2.70%	1
Don't know	13.51%	5
TOTAL		37

Q26 Elk Island Public Schools appreciates the opportunity to stay connected with parents about news, activities, programs and other matters of importance. What is your impression of the communication you receive from your child's school?

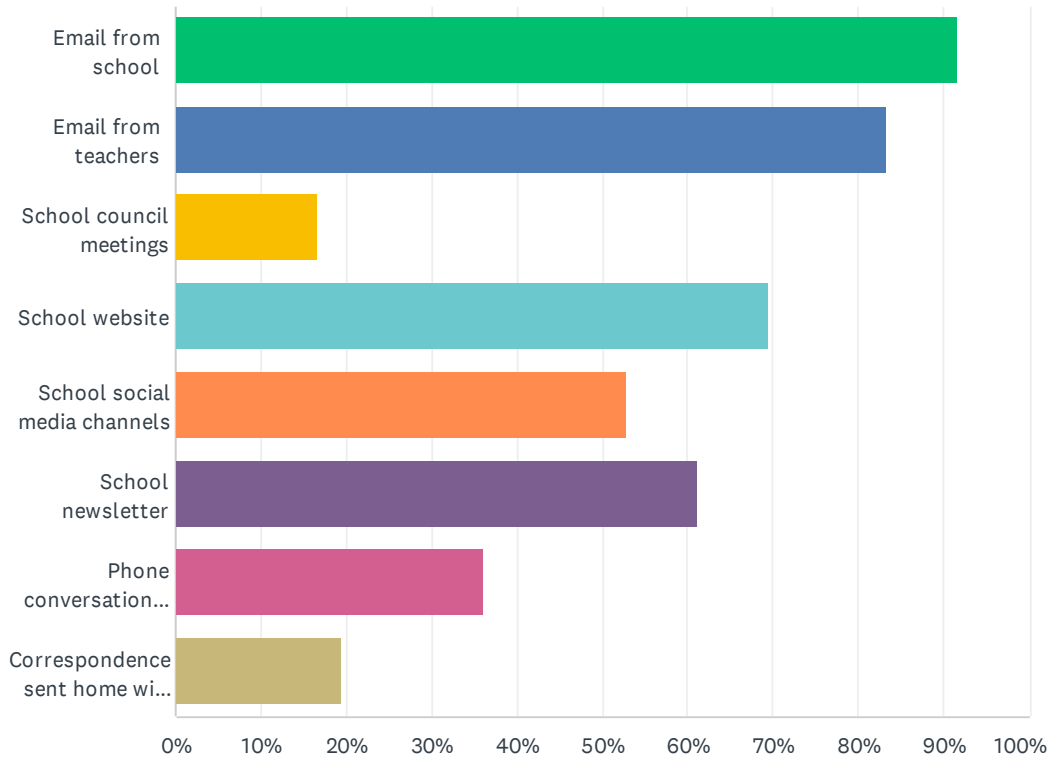
Answered: 36 Skipped: 5



ANSWER CHOICES	RESPONSES	
Keeps me fully informed	33.33%	12
Keeps me fairly well informed	38.89%	14
Keeps me adequately informed	8.33%	3
Gives me a limited amount of information	16.67%	6
I rarely receive the information I need	2.78%	1
TOTAL		36

Q27 Do you regularly make use of the following to keep up to date on school activities, programs, etc.? Check all that apply.

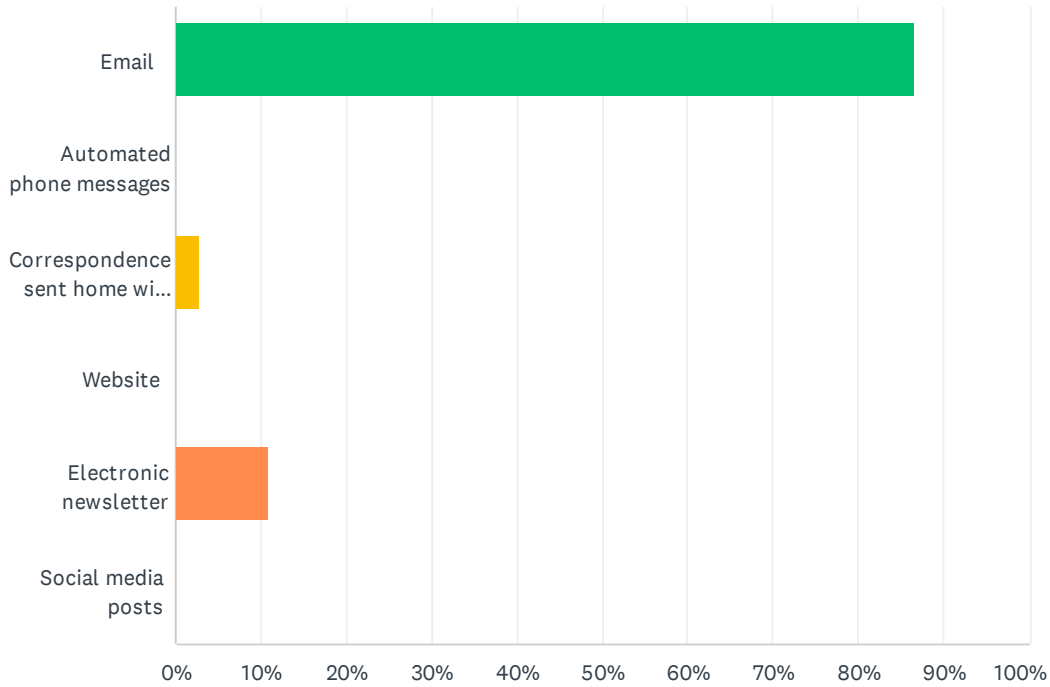
Answered: 36 Skipped: 5



ANSWER CHOICES	RESPONSES	
Email from school	91.67%	33
Email from teachers	83.33%	30
School council meetings	16.67%	6
School website	69.44%	25
School social media channels	52.78%	19
School newsletter	61.11%	22
Phone conversations with the school or teachers	36.11%	13
Correspondence sent home with my child	19.44%	7
Total Respondents: 36		

Q28 What is your most preferred method of communication from the school and Division?

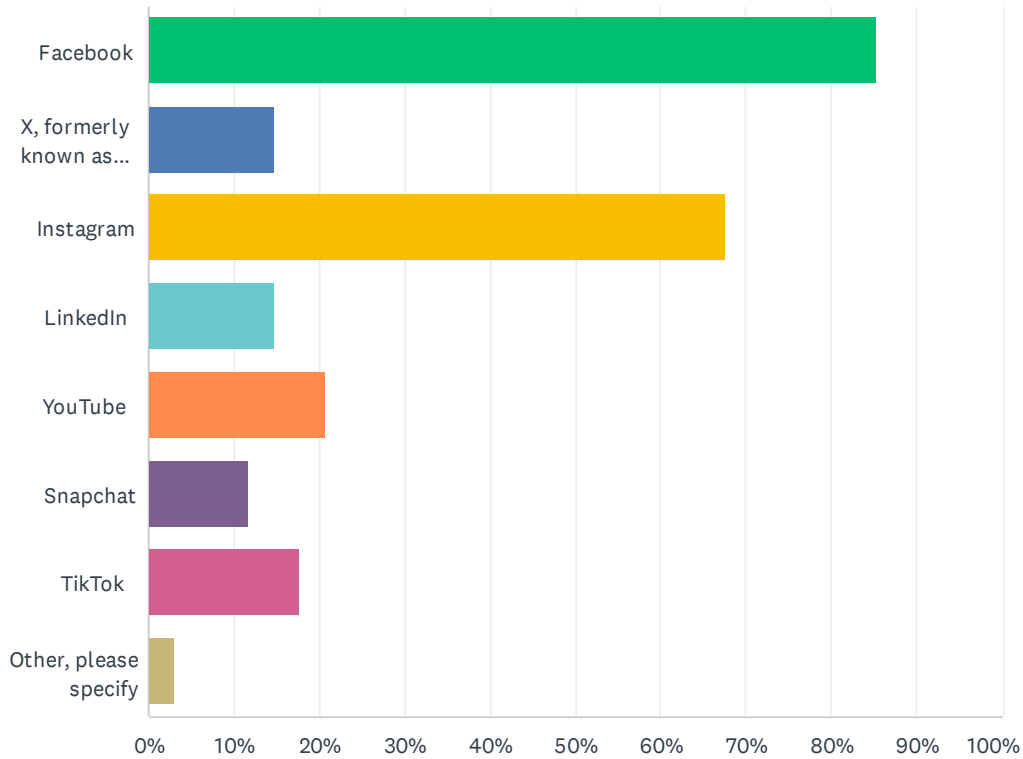
Answered: 37 Skipped: 4



ANSWER CHOICES	RESPONSES	
Email	86.49%	32
Automated phone messages	0.00%	0
Correspondence sent home with my child	2.70%	1
Website	0.00%	0
Electronic newsletter	10.81%	4
Social media posts	0.00%	0
TOTAL		37

Q29 The Division and schools often share news and information on social media. Which of the following platforms do you use? Check all that apply.

Answered: 34 Skipped: 7



ANSWER CHOICES	RESPONSES
Facebook	85.29% 29
X, formerly known as Twitter	14.71% 5
Instagram	67.65% 23
LinkedIn	14.71% 5
YouTube	20.59% 7
Snapchat	11.76% 4
TikTok	17.65% 6
Other, please specify	2.94% 1
Total Respondents: 34	

#	OTHER, PLEASE SPECIFY	DATE
1	None of the above	3/19/2024 6:23 AM